




THE KITCHEN WAREHOUSE

RESTAURANT SUPPLIES & EQUIPMENT



Chafers & Buffetware

Savoir™ Chafers 	72 - 76
Orbit™ Buffetware	79
Sonata Serenade™ Chafers 	80 - 81
Silvercrest™/Goldcrest™ Buffetware	82 - 83
Cordiale™ Chafers	84
Barocco Serving Ware	85
New Era Serving Ware	85
Top-Shelf™ Chafers 	86 - 89
Frames	90
Chafer Components	90 - 91
Coffee Makers	91

A row of polished Savoir™ chafers stood hot and ready for the Luxe's popular Sunday brunch.

Savoir™ Chafers

When presentation is paramount, superior styling and ease of use make Savoir Chafers the top choice. The collection is made of the finest 18/10 stainless steel and polished to a highly mirrored finish, allowing each model to showcase its own superb quality and exquisite design. In full, half, and two sizes of round chafer, Savoir boasts a fanciful brass-trimmed model, and a contemporary flat stainless steel version with European styling. They're as functional and sturdy as they are elegant, built for heavy-duty use in any busy foodservice environment.



FULL SIZE DOME COVER CHAFING DISH

ITEM	IN	CM	PACK
AL500A	25 1/2 x 17 7/8 x 18	64.7 x 45.4 x 45.7	1



HALF SIZE DOME COVER CHAFING DISH

ITEM	IN	CM	PACK
AL520A	17 x 15 1/8 x 15 1/2	43.2 x 38.4 x 39.4	1

Savoir Chafer Features

Full roll top opens at 90° and 180°

Clutch mechanism ensures proper position of roll top

Detachable cover for easy handling and cleaning

Includes full frame, water pan, food pan, and drop-in fuel holders, as pictured



FULL SIZE DOME COVER CHAFING DISH - BRASS LEGS

ITEM	IN	CM	PACK
AL510A	25 1/2 x 17 7/8 x 18 3/8	64.7 x 45.4 x 46.7	1

HALF SIZE DOME COVER CHAFING DISH - BRASS LEGS

ITEM	IN	CM	PACK
AL530A	17 x 15 1/8 x 15 5/8	43.2 x 38.4 x 39.7	1





13" ROUND CHAFING DISH

ITEM	O/A DIAMETER		HEIGHT		PACK
	IN	CM	IN	CM	
AL540A	15 1/4	38.7	16 1/4	41.3	1



15" ROUND CHAFING DISH

ITEM	O/A DIAMETER		HEIGHT		PACK
	IN	CM	IN	CM	
AL550A	17 3/8	44.1	18 1/4	46.4	1



13" ROUND CHAFING DISH - BRASS LEGS

ITEM	O/A DIAMETER		HEIGHT		PACK
	IN	CM	IN	CM	
AL560A	16	40.6	16 1/4	41.3	1



15" ROUND CHAFING DISH - BRASS LEGS

ITEM	O/A DIAMETER		HEIGHT		PACK
	IN	CM	IN	CM	
AL570A	18	45.7	18 1/2	47	1



AL540AE



ELECTRIC SAVOIR™ CHAFERS

Alegacy has broadened its selection of fine Savoir chafers with an electric conversion option. All Savoir chafers are available with electric heat components as well as the original canned heat fuel holders. Whether your buffet service is indoors or outdoors, on the patio or veranda, the Savoir line now meets all your heating needs.

ITEM	DESCRIPTION	PACK
AL500AE	Full Size - Electric	1
AL510AE	Full Size w/ Brass Legs - Electric	1
AL520AE	Half Size - Electric	1
AL530AE	Half Size w/ Brass Legs - Electric	1
AL540AE	13" Round - Electric	1
AL550AE	15" Round - Electric	1
AL560AE	13" Round w/ Brass Legs - Electric	1
AL570AE	15" Round w/ Brass Legs - Electric	1

*Electric chafers item specifications are same as non-electric versions



WATER PAN & HEATING PLATES FOR SAVOIR CHAFERS

Electric unit attaches to water pans listed. Water pans may also be used with non-electric heating source.

ITEM	DESCRIPTION	FITS MODELS	PACK
AL540WPE	Water Pan	AL540, AL560	1
AL550WPE	Water Pan	AL550, AL570	1
AL520WPE	Water Pan	AL520, AL530	1
AL500WPE	Water Pan	AL500, AL510	1
ELH100	Heating Plate *	AL500, AL510	1
ELH110	Heating Plate **	AL540, AL550, AL560, AL570, AL520, AL530	1

* Heating plate for 120V / 700W usage. UL and CE certified.

** Heating plate for 120V / 300W usage. UL and CE certified.

Savoir Induction Chafers

Buffet service is brought to new heights with our latest addition of induction chafing dishes in medium (13") and large (15"), equipped with a multi-layer metal bottom that allows for induction or canned fuel heating sources. Both sizes are available with an all stainless steel cover or a stainless steel and glass cover combination to view food contents. Each cover has a special mechanism so it can automatically be held open at 60 degrees for food service.



ITEM	DESCRIPTION	COVER TYPE	O/A DIAMETER		HEIGHT		PACK
			IN	CM	IN	CM	
AL580A	13" Round	Stainless Steel	14 1/2	36.8	6 3/4	17.1	1
AL585A	13" Round	Glass	14 1/2	36.8	6 3/4	17.1	1
AL590A	15" Round	Stainless Steel	16 7/8	42.7	9	23	1
AL595A	15" Round	Glass	16 7/8	42.7	9	23	1

*Serving spoon holder (pictured) sold separately. All chafers sold with standard stainless steel round food pan. See below for optional round porcelain food pans.



ITEM	DESCRIPTION	COVER TO FIT	O/A DIAMETER		HEIGHT		PACK
			IN	CM	IN	CM	
GL580	Glass Cover	AL580A, AL585A	14	35.6	2 1/2	6.4	1
SL585	Stainless Steel Cover	AL580A, AL585A	14	35.6	2 1/2	6.4	1
GL590	Glass Cover	AL590A, AL595A	16	40.6	3	6.4	1
SL595	Stainless Steel Cover	AL590A, AL595A	16	40.6	3	6.4	1



SERVING SPOON HOLDER

Add a touch of panache to food presentation and serving with our detachable spoon holder.

ITEM	DIMENSIONS (L x W)		
	IN	CM	PACK
SPH580	8 3/4 x 4 1/2	22.2 x 11.4	1



CHAFING DISH STAND

Our elegantly-styled stand allows chafing dish to be heated alternatively with canned fuel.

ITEM	FITS		
	IN	CM	PACK
ST580	13	33	1
ST590	15	38.1	1



DIVIDED FOOD PAN

Show versatility with this divided porcelain food pan.

ITEM	DIAMETER		
	IN	CM	PACK
FPD590	15	38.1	1



FOOD PAN

Make an elegant presentation with our food pan.

ITEM	DIAMETER		
	IN	CM	PACK
FP580	13	33	1
FP590	15	38.1	1

COFFEE URNS & HEATING PLATE

Sleek and elegant design crafted in 18/10 stainless steel and perfect for formal and informal occasions. Either fuel burner or electric heating unit for serving (no brewing). Available in stainless or with brass trim.



ITEM	CAPACITY		
	QT	L	PACK
AL940	6.3	6	1
AL920	12.6	12	1
AL950	6.3	6	1
AL930	12.6	12	1
ELH120	*Heating Plate		1

*Heating plate for 100/120V 170W usage. UL and CE certified.



JUICE DISPENSER

Sleek transparent exterior crafted in 18/10 stainless steel. Comes with special insert for ice. Easy to clean and ideal for formal and informal occasions. Available in stainless or with brass accents.



ITEM	CAPACITY		
	QT	L	PACK
AL900	7.37	7	1
AL910	7.37	7	1

COFFEE SERVERS

18/10 stainless steel. Well accepted in foodservice, hotels, airlines, and cruise lines.

ITEM	CAPACITY		
	OZ	ML	PACK
AL1140	12	360	1
AL1130	18	540	1
AL1120	30	900	1
AL1110	56	1680	1
AL1100	70	2100	1





GRAVY BOAT WITH STEPPED BOTTOM

Update your gravy boat from a "Jurassic" to a classic. Made of the highest quality 18/8 stainless steel and featuring a highly polished mirrored finish, this boat adds a touch of class to any event. The tri-stepped bottom creates an elegant serving piece for your finest sauces and gravies.

ITEM	CAPACITY		
	OZ	ML	PACK
2108	8	237	12
2110	10	296	12
2116	16	473.6	12

WATER PITCHER WITH ICE GUARD

ITEM	CAPACITY		
	OZ	ML	PACK
AL1150	70	2100	1



SUGAR BOWL WITH LID

ITEM	CAPACITY		
	OZ	ML	PACK
AL1180	10	300	1



CREAMERS

ITEM	CAPACITY		
	OZ	ML	PACK
AL1170	5	150	1
AL1160	8	240	1



ICE CREAM CUP

Made of 18/8 stainless steel and finished with a high mirror polish, these cups are ideal for elegant dessert service.

ITEM	CAPACITY		HEIGHT		PACK
	OZ	ML	IN	CM	
2100	4	118	2 3/16	5.6	12



Orbit™ Buffetware

Why settle for less when you can have the best? With a gracefully hooked handle and highly polished stainless steel finish, our Orbit buffetware insures your guests are served in the utmost style. Select from satin or gold trimmed handles, with even weighting and balance for ease of service.

STAINLESS STEEL HANDLE

ITEM	DESCRIPTION	OVERALL LENGTH		PACK
		IN	CM	
211	Solid Spoon	11 7/8	30.2	12
212	Slotted Spoon	11 7/8	30.2	12
213	Notched Salad Spoon	11 7/8	30.2	12
214	Deep Ladle 4 oz	12 7/8	31.4	12
218	Pie Server	11 7/8	30.2	12
220	Cold Meat Fork	10 7/8	26.7	12


D474,658



GOLD TRIM HANDLE

ITEM	DESCRIPTION	OVERALL LENGTH		PACK
		IN	CM	
211GD	Solid Spoon	11 7/8	30.2	12
212GD	Slotted Spoon	11 7/8	30.2	12
213GD	Notched Salad Spoon	11 7/8	30.2	12
214GD	Deep Ladle 4 oz	12 3/8	31.4	12
218GD	Pie Server	11 7/8	30.2	12
220GD	Cold Meat Fork	10 1/2	26.7	12

D474,658



Sonata Serenade™ Chafers

With such a wide range of styles, you'll have no trouble finding a Sonata Serenade chafers to fit your needs and bring elegance and fantastic value to your buffet. The line comes in either brass or polished stainless steel trim detail. The high quality roll top covers remain open for one-handed serving and easy refilling. Plus, the highly polished stainless steel exterior is attractive and easy to clean.



FULL SIZE "ROLL TOP" CHAFER

Strong, welded frame with built-in handles and a roll top cover. Includes a dripless water pan, a full size food pan, and two drop-in fuel holders.

ITEM	IN	CM	PACK
AL400RTA	22 x 14 1/4 x 15 3/8	55.9 x 36.2 x 39.1	1



ROUND "ROLL TOP" CHAFER

Four-legged, secure frame with roll top dome cover of mirror finished stainless steel. Includes water pan, food pan, and a drop-in fuel holder.

ITEM	DIAMETER		HEIGHT		PACK
	IN	CM	IN	CM	
RD400RTA	16	40.6	17	43.2	1



FULL SIZE CHAFING DISH WITH BASE

Rests on a solid stainless steel base with sparkling gold trimmed handle and knobs, while the 90° locking device holds the cover in place for easy service. Includes a water pan, a full size food pan, and two drop-in fuel holders.

ITEM	IN	CM	PACK
AL600A	28 x 17 x 18	72.4 x 44.5 x 45.7	1



FULL SIZE CHAFING DISH - CHROME HANDLES

This classically designed full size chafer features shimmering stainless steel frame details, chrome handles, and a 90° locking dome cover. Includes a water pan, a full size food pan, and two drop-in fuel holders.

ITEM	IN	CM	PACK
AL610A	28 x 17 x 17 1/8	72.4 x 44.5 x 43.5	1



FULL SIZE CHAFING DISH - GOLD HANDLES

This full size chafer radiates refinement and good taste with its stainless steel frame and gold trimmed feet, knobs, and handles. The dome cover has a 90° locking cover and includes a water pan, a full size food pan, and two drop-in fuel holders.

ITEM	IN	CM	PACK
AL620A	28 x 17 x 17 1/8	72.4 x 44.5 x 43.5	1

15" ROUND CHAFING DISH - CHROME HANDLES

Beautiful, round chafer with a stainless steel band frame and chrome handle. Includes a water pan, food pan, and a single fuel holder.

ITEM	DIAMETER		HEIGHT		PACK
	IN	CM	IN	CM	
AL630A	16	42.5	17	44.5	1



15" ROUND CHAFING DISH - GOLD HANDLES

Round chafer with a shimmering stainless steel band frame and elegant gold trimmed feet, knobs, and handle. Includes a water pan, food pan, and a single fuel holder.

ITEM	DIAMETER		HEIGHT		PACK
	IN	CM	IN	CM	
AL640A	16	42.5	17	44.5	1



Silvercrest™ Buffetware

Silvercrest/Goldcrest serving ware is crafted from heavy gauge stainless steel with a hollow handle finger grip design. The practical one-piece construction makes it durable and easy to clean. Comes in two finishes: Silvercrest, the original silver finish, and Goldcrest, a gold finish.



SILVERCREST™ BUFFETWARE

ITEM	DESCRIPTION	OVERALL LENGTH		PACK
		IN	CM	
111	Solid Serving Spoon	11 3/4	29.8	12
112	Slotted Serving Spoon	11 3/4	29.8	12
113NSS	Notched Serving Spoon	11 5/8	29.5	12
114DL	Deep Ladle 4 oz	12	30.5	12
115SL	Spout Ladle 1 oz	11	27.9	12
11512	Spout Ladle 2 oz	11	27.9	12
117PS	Pastry Server	11 3/4	29.8	12
118PS	Pie Server	11	27.9	12
119	Perforated Turner	14 1/2	36.8	12
120	Cold Meat Fork	10 3/8	26.7	12
121PF	Pot Fork	11 3/16	28.4	12
122	Slicer Knife (Wave Cut)	13 1/2	34.2	12
124	Carving Knife (Wave Cut)	12 7/8	32.7	12
126	Skimmer	14 1/4	36.2	12
128CP	Cheese Plane	11	27.9	12
129	Hollow Handle/Pistol Grip Carving Knife	13	33.7	12
130	Hollow Handle/Pistol Grip Carving Fork	11	27.9	12



Goldcrest™ Buffetware



GOLDCREST™ BUFFETWARE

ITEM	DESCRIPTION	OVERALL LENGTH		PACK
		IN	CM	
111GD	Solid Spoon	11 3/4	29.8	12
112GD	Slotted Spoon	11 3/4	29.8	12
113NSGD	Notched Salad Spoon	11 5/8	29.5	12
114DLGD	Deep Ladle 4 oz	12	30.5	12
115SLGD	Spout Ladle 1 oz	11	27.9	12
11512GD	Spout Ladle 2 oz	11	29.8	12
117PSGD	Pastry Server	11 3/4	29.8	12
118PSGD	Pie Server	11	27.9	12
119GD	Perforated Turner	14 1/2	36.8	12
120GD	Cold Meat Fork	10 3/8	26.7	12
121PFGD	Pot Fork	11 3/16	28.4	12
122GD	Slicer 13.5"	13 1/2	34.2	12
126GD	Skimmer	14 1/4	36.2	12

Cordiale™ Chafers

Alegacy's collection of Cordiale deluxe chafers can be mixed and matched to add diversity to any catering line. The satin finished chafers have beautifully detailed turned legs, wood handles, and dome covers to attractively present your dishes. Stainless steel construction makes them dent-resistant and virtually maintenance-free. Built-in platform recesses to accommodate fuel holders.



DELUXE HALF SIZE CHAFER

Chafin comes with 4 3/8" (11.1 cm) deep half size water pan, one 2 1/2" (6.4 cm) deep half size pan, one frame with legs and handles, one fuel holder, and a dome cover with handle.

ITEM	IN	CM	PACK
DL801A	18 x 11 3/4 x 16 1/4	45.7 x 29.8 x 41.3	1



DELUXE FULL SIZE CHAFER

Chafin includes one frame with legs and handles, one 4 1/2" (11.4 cm) deep dripless water pan, one 2 1/2" (6.4 cm) deep full size pan, two fuel holders, and one dome cover with handle.

ITEM	IN	CM	PACK
DL200A	26 x 14 x 16 1/4	66 x 35.6 x 41.3	1



DELUXE ROUND CHAFER

Chafin includes one frame with four legs and two handles, one 5" (12.7 cm) deep water pan 13 1/2" (34.3 cm) in diameter, one 4" (10.2 cm) deep food pan, one fuel holder, and one round dome cover with handle.

ITEM	DIAMETER		HEIGHT		PACK
	IN	CM	IN	CM	
RD130A	13 1/4	33.7	15 3/4	40	1

Barocco Serving Ware

An excellent choice for convenient serving and safe food handling. Made from heavy gauge stainless steel with beautifully designed handles and a mirror polished finish, Barocco serving ware is perfect for elegant service or back of the house utility.



ITEM	DESCRIPTION	OVERALL LENGTH		
		IN	CM	PACK
DSP11	Solid Serving Spoon	11 1/2	29.2	12
DSP13	Solid Serving Spoon	13	33	12
DSP11P	Perforated Serving Spoon	11	27.9	12
DSP13P	Perforated Serving Spoon	13	33	12
DF13	Serving Fork	13	33	12

ITEM	OVERALL LENGTH		CAPACITY		
	IN	CM	OZ	ML	PACK
DL28	8	20.3	2	51.9	12
DL411	11	27.9	4	118.3	12



New Era Serving Ware

The simple but elegant design of New Era is made of heavy gauge stainless steel, with one-piece construction. A satin finish makes this collection a functional, stylish addition to any dining room or salad bar.



ITEM	DESCRIPTION	OVERALL LENGTH		
		IN	CM	PACK
812BS	Oval Basting Spoon	12 1/2	21.7	12
813	Jumbo Spoon	11 1/2	29.2	12
815	Serving Fork	12 1/2	31.7	12
816	Jumbo Spoon Fork	12	30.5	12
817	Square Bowl Spoon	8 1/2	21.6	12
818	Round Bowl Spoon	7 3/4	19.7	12
819	Serving Ladle	6 1/4	15.9	12
820	Cold Meat Fork	8 1/2	21.6	12
822	Pie Server	10	25.4	12

www.kitchenwarehousevi.com

Top-Shelf™ Chafers

Our updated collection of Top-Shelf chafers is perfect for customizing your buffet. Our widened variety of pans makes more combinations possible, so your serving options increase. This, of course, makes for happy servers as well as customers. Now you can easily expand your menu selections or even serve small groups. Our durable and solidly constructed chafers are as functional and sturdy as they are elegant, built for heavy-duty use in any busy foodservice environment.



The original Six in One® Chafers

Catering is more practical with Alegacy's Six in One. This lightweight portable chafers is versatile, elegant, and ideal for everything from dinner parties to banquets. A combination of optional anti-jamming steam pans allows your customers to customize for any occasion. So whether they are used to serve appetizers or side dishes, the Six in One is the smartest way to go.



THE ORIGINAL SIX IN ONE CHAFER

ITEM	FINISH	DESCRIPTION	CAPACITY		IN	CM	PACK
			QT	L			
AL320A	Stainless Steel	Basic Model	2.6	2.5	17 x 8 x 12 1/2	43.2 x 20.3 x 31.8	1
AL320GA	Gold Accented	Basic Model	2.6	2.5	17 x 8 x 12 1/2	43.2 x 20.3 x 31.8	1
AL324A	Stainless Steel	Basic+88134	4.1	3.9	17 x 8 x 12 1/2	43.2 x 20.3 x 31.8	1
AL324GA	Gold Accented	Basic+88134	4.1	3.9	17 x 8 x 12 1/2	43.2 x 20.3 x 31.8	1
AL326A	Stainless Steel	Basic+88162	1.2	1.1	17 x 8 x 12 1/2	43.2 x 20.3 x 31.8	1
AL326GA	Gold Accented	Basic+88162	1.2	1.1	17 x 8 x 12 1/2	43.2 x 20.3 x 31.8	1
AL346A	Stainless Steel	Basic+88164	1.8	1.7	17 x 8 x 12 1/2	43.2 x 20.3 x 31.8	1
AL346GA	Gold Accented	Basic+88164	1.8	1.7	17 x 8 x 12 1/2	43.2 x 20.3 x 31.8	1
AL329A	Stainless Steel	Basic+88192	.6	.5	17 x 8 x 12 1/2	43.2 x 20.3 x 31.8	1
AL329GA	Gold Accented	Basic+88192	.6	.5	17 x 8 x 12 1/2	43.2 x 20.3 x 31.8	1
AL349A	Stainless Steel	Basic+88194	1.1	1	17 x 8 x 12 1/2	43.2 x 20.3 x 31.8	1
AL349GA	Gold Accented	Basic+88194	1.1	1	17 x 8 x 12 1/2	43.2 x 20.3 x 31.8	1
AL390A	Stainless Steel	Basic+All Pans	Interchangeable		17 x 8 x 12 1/2	43.2 x 20.3 x 31.8	1
AL390GA	Gold Accented	Basic+All Pans	Interchangeable		17 x 8 x 12 1/2	43.2 x 20.3 x 31.8	1



AL420GA



AL420A

FULL SIZE CHAFER

ITEM	DESCRIPTION	CAPACITY				PACK
		QT	L	IN	CM	
AL420A	Stainless Steel	9	8.6	23 1/4 x 14 x 13 3/4	59.1 x 35.6 x 34.9	1
AL420GA	Gold Accented	9	8.6	23 1/4 x 14 x 13 3/4	59.1 x 35.6 x 34.9	1



AL422A



AL422GA

HALF SIZE CHAFER

ITEM	DESCRIPTION	CAPACITY				PACK
		QT	L	IN	CM	
AL422A	Stainless Steel	4	3.8	15 1/4 x 11 1/2 x 13	38.7 x 29.2 x 33	1
AL422GA	Gold Accented	4	3.8	15 1/4 x 11 1/2 x 13	38.7 x 29.2 x 33	1

www.kitchenwarehousevi.com



AL428A



AL428GA

OVAL CHAFER

ITEM	DESCRIPTION	CAPACITY					PACK
		QT	L	IN	CM		
AL428A	Stainless Steel	6	5.7	20 1/2 x 12 1/4 x 12 3/4	52.1 x 31.1 x 32.4	1	
AL428GA	Gold Accented	6	5.7	20 1/2 x 12 1/4 x 12 3/4	52.1 x 31.1 x 32.4	1	

ROUND CHAFER



AL424A



AL424GA

ITEM	DESCRIPTION	CAPACITY					PACK
		QT	L	IN	CM		
AL424A	Stainless Steel	4	3.8	15 1/4 x 12 1/2 x 11 3/4	38.7 x 31.7 x 28.8	1	
AL424GA	Gold Accented	4	3.8	15 1/4 x 12 1/2 x 11 3/4	38.7 x 31.7 x 28.8	1	

SOUP STATION

ITEM	DESCRIPTION	CAPACITY				PACK
		QT	L	IN	CM	
AL426A	Stainless Steel	7	6.1	13 x 11	33 x 28	1
AL426GA	Gold Accented	7	6.1	13 x 11	33 x 28	1



AL426A

AL426GA



STRAP FRAME CHAFING DISH

This chafers frame is handsomely designed with one-piece welded, chrome-plated steel. The footing is solid and the frame is stackable for easy storage. Drop-in fuel holders securely hold fuel cells in place.

ITEM	IN	CM	PACK
AL720A	23 5/8 x 14 x 12 5/8	60 x 35.6 x 32.1	1

HALF SIZE CHAFER

Great for specialty and side dishes. Includes one assembled frame with die cast legs and handles, one 4" (10.2 cm) deep water pan, one 2 1/2" (6.4 cm) deep half size pan, one fuel holder, and one dome cover lid with handle.

ITEM	IN	CM	PACK
AL801A	18 x 11 3/4 x 16 1/4	45.7 x 29.8 x 41.3	1



FULL SIZE CHAFER

Perfect size for main dishes. Includes one assembled frame with die cast legs and handles, one 4 3/8" (11.1 cm) deep dripleless water pan, one 2 1/2" (6.4 cm) deep full size pan, two fuel holders, and one dome cover lid with handle.

ITEM	IN	CM	PACK
AL800A	22 1/2 x 14 x 12 1/4	57.2 x 35.6 x 31.1	1

ECONOMY FULL SIZE CHAFING DISH

Economical design with welded frame and plastic handled cover.

ITEM	IN	CM	PACK
AL820A	24 x 14 x 12 1/4	61 x 35.6 x 31.1	1



FULL SIZE CHAFER WITH HINGED DOME COVER

Comes with one frame with die cast legs and handles, one 4 3/8" (11.1 cm) deep dripleless water pan, one 2 1/2" (6.4 cm) deep water pan, two fuel holders, and one hinged dome cover lid.

ITEM	IN	CM	PACK
AL800HDCA	22 1/2 x 14 x 12 1/4	57.2 x 35.6 x 31.1	1

Chafers Components



SU482



SU382

CHAFFER FRAMES

A variety of frames available to use interchangeably with chafing dish component parts. Frames conveniently stack for easy storage.

ITEM	DESCRIPTION	IN	CM	PACK
SU382	Half Size Frame	12 3/4 x 10 x 9 3/4	32.4 x 25.4 x 24.8	1
SU482	Full Size Frame	20 3/4 x 12 1/2 x 8 1/2	52.7 x 31.8 x 21.6	1

FUEL HOLDER

Fuel holder fits all Alegacy chafing dishes. Stainless steel with a sliding cover.

ITEM	IN	CM	PACK
AL84	3 1/2	8.9	6



HALF & FULL SIZE FOOD PANS

Both half and full size food pans can be combined and used interchangeably with various models of chafers (see pages 94-100 for other steam table pans and parts).

ITEM	DESCRIPTION	DEPTH		PACK
		IN	CM	
8002	Full Size	2 1/2	6.4	6
8004	Full Size	4	10.2	6
8122STP	Half Size	2 1/2	6.4	6
8124	Half Size	4	10.2	6



SH8943

SH8843

SH943HDC

DOME COVERS

Covers are polished on the outside and come complete with handles. Fits standard size pans.

ITEM	CHAFFER TO FIT	IN	CM	PACK
SH8843	Half Size Frame	13 x 10 5/8 x 2 3/4	33 x 27 x 7	9
SH8943	Full Size	21 1/8 x 13 x 2 3/4	53.7 x 33 x 7	9
SH943HDC	Full Size	21 1/2 x 13 x 2 3/4	54.6 x 33 x 7	3



ROLL TOP COVER

Keep food pan contents warm and protected with our 18/8 stainless steel, handled cover that rolls back for easy access to food product.

ITEM	LENGTH		WIDTH		HEIGHT		PACK
	IN	CM	IN	CM	IN	CM	
RC100	21	53.33	13 3/4	34.9	12	30.4	1



FULL SIZE WATER PAN

Stainless steel, dripless water pan prevents chaffer condensation from dripping onto tables.

ITEM	DEPTH			PACK
	IN	CM		
800412WD	4 1/2	11.4		6



CHAFFER COVER HOLDER

Conveniently holds chaffer dome cover behind unit for easy service and access. Two clips recommended for full size chaffer, one for half size.

ITEM	DEPTH			PACK
	IN	CM		
2090	5 1/4	13.3		24

PERCOLATORS

Made of polished aluminum with a two-way dripless faucet. Available in a variety of convenient and easy to transport sizes. UL listed.

ITEM	CAPACITY			VOLTS	PACK
	CUPS	L			
3536	36	8.5		110	1
3500E	55	13		110	1
3600	100	23.7		110	1



3536



3600



3500E





Steam Table Pans & Insets

Anti-Jamming Pans 94 - 96

Standard Pans 97

Covers & Accessories 98 - 100

Insets & Bain Maries 101

*C*hef Rousselle keeps his focus on cooking, knowing that his freshly made dishes are kept at ready-to-serve temperatures in the stainless steel of Alegacy steam table pans.

Rest-Rite™ Anti-Jamming Steam Table Pans

Alegacy's Rest-Rite steam table pans come in four advertised thicknesses so you can choose the right quality pan at the right price. They are all crafted with the full perimeter anti-jam ridge to prevent pans from jamming during shipment or storage, and also feature reinforced corners for superior shape retention. The 22 and 24 gauge 18/8 stainless steel pans are built to last while the 23 and 25 economy gauge may be just what you need at a great value. All steam table pans are NSF listed.



Anti-Jamming Steam Table Pans

Alegacy steam table pans feature anti-jamming, 22 and 24 standard gauge design, and re-engineered, stronger corners, allowing finger space between pans for quick removal. Also, the anti-jamming, reinforced corner design increases heating efficiency and lengthens safe holding times by an improved fit in the well. Now also available in 23 and 25 economy gauge design.



FULL SIZE STANDARD STEAM TABLE PANS

ITEM	CAPACITY		LENGTH		WIDTH		DEPTH		PACK
	QT	L	IN	CM	IN	CM	IN	CM	
22 GAUGE									
22002	8 1/2	8	20 3/4	53	12 3/4	32.4	2 1/2	6.4	6
22004	14 1/2	13.7	20 3/4	53	12 3/4	32.4	4	10	6
22006	22	20.8	20 3/4	53	12 3/4	32.4	6	15	6
24 GAUGE									
88002	8 1/2	8	20 3/4	53	12 3/4	32.4	2 1/2	6.4	6
88004	14 1/2	13.7	20 3/4	53	12 3/4	32.4	4	10	6
88006	22	20.8	20 3/4	53	12 3/4	32.4	6	15	6

FULL SIZE ECONOMY STEAM TABLE PANS

ITEM	CAPACITY		LENGTH		WIDTH		DEPTH		PACK
	QT	L	IN	CM	IN	CM	IN	CM	
23 GAUGE									
77002	8 1/2	8	20 3/4	53	12 3/4	32.4	2 1/2	6.4	6
77004	14 1/2	13.7	20 3/4	53	12 3/4	32.4	4	10	6
77006	22	20.8	20 3/4	53	12 3/4	32.4	6	15	6
25 GAUGE									
55002	8 1/2	8	20 3/4	53	12 3/4	32.4	2 1/2	6.4	6
55004	14 1/2	13.7	20 3/4	53	12 3/4	32.4	4	10	6
55006	22	20.8	20 3/4	53	12 3/4	32.4	6	15	6

HALF SIZE STANDARD STEAM TABLE PANS

ITEM	CAPACITY		LENGTH		WIDTH		DEPTH		PACK
	QT	L	IN	CM	IN	CM	IN	CM	
22 GAUGE									
22122STP	4 1/2	4.3	12 3/4	32.4	10 3/8	26.4	2 1/2	6.4	12
22124STP	7	6.6	12 3/4	32.4	10 3/8	26.4	4	10	6
22126	11	10.4	12 3/4	32.4	10 3/8	26.4	6	15	6
24 GAUGE									
88122	4 1/2	4.3	12 3/4	32.4	10 3/8	26.4	2 1/2	6.4	12
88124	7	6.6	12 3/4	32.4	10 3/8	26.4	4	10	6
88126	11	10.4	12 3/4	32.4	10 3/8	26.4	6	15	6

HALF SIZE ECONOMY STEAM TABLE PANS

ITEM	CAPACITY		LENGTH		WIDTH		DEPTH		PACK
	QT	L	IN	CM	IN	CM	IN	CM	
23 GAUGE									
77122STP	4 1/2	4.3	12 3/4	32.4	10 3/8	26.4	2 1/2	6.4	12
77124STP	7	6.6	12 3/4	32.4	10 3/8	26.4	4	10	6
77126	11	10.4	12 3/4	32.4	10 3/8	26.4	6	15	6
25 GAUGE									
55122	4 1/2	4.3	12 3/4	32.4	10 3/8	26.4	2 1/2	6.4	12
55124	7	6.6	12 3/4	32.4	10 3/8	26.4	4	10	6
55126	11	10.4	12 3/4	32.4	10 3/8	26.4	6	15	6

www.kitchenwarehousevi.com



Rest-Rite Anti-Jamming Construction



TWO-THIRDS SIZE STANDARD STEAM TABLE PANS

ITEM	CAPACITY		LENGTH		WIDTH		DEPTH		PACK
	QT	L	IN	CM	IN	CM	IN	CM	
22 GAUGE									
22232	6 1/2	6.2	13 7/8	35.2	12 3/4	32.4	2 1/2	6.4	12
22234	9 1/2	9	13 7/8	35.2	12 3/4	32.4	4	10.2	12
22236	14 1/2	13.7	13 7/8	35.2	12 3/4	32.4	6	15.2	12
24 GAUGE									
88232	6 1/2	6.2	13 7/8	35.2	12 3/4	32.4	2 1/2	6.4	12
88234	9 1/2	9	13 7/8	35.2	12 3/4	32.4	4	10	12
88236	14 1/2	13.7	13 7/8	35.2	12 3/4	32.4	6	15	12

TWO-THIRDS SIZE ECONOMY STEAM TABLE PANS

ITEM	CAPACITY		LENGTH		WIDTH		DEPTH		PACK
	QT	L	IN	CM	IN	CM	IN	CM	
23 GAUGE									
77232	6 1/2	6.2	13 7/8	35.2	12 3/4	32.4	2 1/2	6.4	12
77234	9 1/2	9	13 7/8	35.2	12 3/4	32.4	4	10.2	12
77236	14 1/2	13.7	13 7/8	35.2	12 3/4	32.4	6	15.2	12
25 GAUGE									
55232	6 1/2	6.2	13 7/8	35.2	12 3/4	32.4	2 1/2	6.4	12
55234	9 1/2	9	13 7/8	35.2	12 3/4	32.4	4	10	12
55236	14 1/2	13.7	13 7/8	35.2	12 3/4	32.4	6	15	12

ONE-THIRD SIZE STANDARD STEAM TABLE PANS

ITEM	CAPACITY		LENGTH		WIDTH		DEPTH		PACK
	QT	L	IN	CM	IN	CM	IN	CM	
22 GAUGE									
22132	2 1/2	2.4	12 3/4	32.4	6 7/8	17.5	2 1/2	6.4	12
22134	4 1/2	4.3	12 3/4	32.4	6 7/8	17.5	4	10	12
22136	6 5/8	6.3	12 3/4	32.4	6 7/8	17.5	6	15	12
24 GAUGE									
88132	2 1/2	2.4	12 3/4	32.4	6 7/8	17.5	2 1/2	6.4	12
88134	4 1/2	4.3	12 3/4	32.4	6 7/8	17.5	4	10	12
88136	6 5/8	6.3	12 3/4	32.4	6 7/8	17.5	6	15	12

ONE-THIRD SIZE ECONOMY STEAM TABLE PANS

ITEM	CAPACITY		LENGTH		WIDTH		DEPTH		PACK
	QT	L	IN	CM	IN	CM	IN	CM	
23 GAUGE									
77132	2 1/2	2.4	12 3/4	32.4	6 7/8	17.5	2 1/2	6.4	12
77134	4 1/2	4.3	12 3/4	32.4	6 7/8	17.5	4	10	12
77136	6 5/8	6.3	12 3/4	32.4	6 7/8	17.5	6	15	12
25 GAUGE									
55132	2 1/2	2.4	12 3/4	32.4	6 7/8	17.5	2 1/2	6.4	12
55134	4 1/2	4.3	12 3/4	32.4	6 7/8	17.5	4	10	12
55136	6 5/8	6.3	12 3/4	32.4	6 7/8	17.5	6	15	12

ONE-QUARTER SIZE STANDARD STEAM TABLE PANS

ITEM	CAPACITY		LENGTH		WIDTH		DEPTH		PACK
	QT	L	IN	CM	IN	CM	IN	CM	
22 GAUGE									
22142	1 7/8	1.8	10 3/8	26.4	6 3/8	16.2	2 1/2	6.4	12
22144	3	2.8	10 3/8	26.4	6 3/8	16.2	4	10	12
22146	4 1/2	4.3	10 3/8	26.4	6 3/8	16.2	6	15	12
24 GAUGE									
88142	1 7/8	1.8	10 3/8	26.4	6 3/8	16.2	2 1/2	6.4	12
88144	3	2.8	10 3/8	26.4	6 3/8	16.2	4	10	12
88146	4 1/2	4.3	10 3/8	26.4	6 3/8	16.2	6	15	12

ONE-QUARTER SIZE ECONOMY STEAM TABLE PANS

ITEM	CAPACITY		LENGTH		WIDTH		DEPTH		PACK
	QT	L	IN	CM	IN	CM	IN	CM	
23 GAUGE									
77142	1 7/8	1.8	10 3/8	26.4	6 3/8	16.2	2 1/2	6.4	12
77144	3	2.8	10 3/8	26.4	6 3/8	16.2	4	10	12
77146	4 1/2	4.3	10 3/8	26.4	6 3/8	16.2	6	15	12
25 GAUGE									
55142	1 7/8	1.8	10 3/8	26.4	6 3/8	16.2	2 1/2	6.4	12
55144	3	2.8	10 3/8	26.4	6 3/8	16.2	4	10	12
55146	4 1/2	4.3	10 3/8	26.4	6 3/8	16.2	6	15	12

ONE-SIXTH SIZE STANDARD STEAM TABLE PANS

ITEM	CAPACITY		LENGTH		WIDTH		DEPTH		PACK
	QT	L	IN	CM	IN	CM	IN	CM	
22 GAUGE									
22162	1 3/8	1.3	6 7/8	17.5	6 3/8	16.2	2 1/2	6.4	12
22164	2	1.9	6 7/8	17.5	6 3/8	16.2	4	10	12
22166	2 3/4	2.6	6 7/8	17.5	6 3/8	16.2	6	15	12
24 GAUGE									
88162	1 3/8	1.3	6 7/8	17.5	6 3/8	16.2	2 1/2	6.4	12
88164	2	1.9	6 7/8	17.5	6 3/8	16.2	4	10	12
88166	2 3/4	2.6	6 7/8	17.5	6 3/8	16.2	6	15	12

ONE-SIXTH SIZE ECONOMY STEAM TABLE PANS

ITEM	CAPACITY		LENGTH		WIDTH		DEPTH		PACK
	QT	L	IN	CM	IN	CM	IN	CM	
23 GAUGE									
77162	1 3/8	1.3	6 7/8	17.5	6 3/8	16.2	2 1/2	6.4	12
77164	2	1.9	6 7/8	17.5	6 3/8	16.2	4	10	12
77166	2 3/4	2.6	6 7/8	17.5	6 3/8	16.2	6	15	12
25 GAUGE									
55162	1 3/8	1.3	6 7/8	17.5	6 3/8	16.2	2 1/2	6.4	12
55164	2	1.9	6 7/8	17.5	6 3/8	16.2	4	10	12
55166	2 3/4	2.6	6 7/8	17.5	6 3/8	16.2	6	15	12

ONE-NINTH SIZE STANDARD STEAM TABLE PANS

ITEM	CAPACITY		LENGTH		WIDTH		DEPTH		PACK
	QT	L	IN	CM	IN	CM	IN	CM	
22 GAUGE									
22192	5/8	.6	6 7/8	17.5	4 1/4	10.8	2 1/2	6.4	12
22194	1 1/8	1.1	6 7/8	17.5	4 1/4	10.8	4	10	12
24 GAUGE									
88192	5/8	.6	6 7/8	17.5	4 1/4	10.8	2 1/2	6.4	12
88194	1 1/8	1.1	6 7/8	17.5	4 1/4	10.8	4	10	12

ONE-NINTH SIZE ECONOMY STEAM TABLE PANS

ITEM	CAPACITY		LENGTH		WIDTH		DEPTH		PACK
	QT	L	IN	CM	IN	CM	IN	CM	
23 GAUGE									
77192	5/8	.6	6 7/8	17.5	4 1/4	10.8	2 1/2	6.4	12
77194	1 1/8	1.1	6 7/8	17.5	4 1/4	10.8	4	10	12
25 GAUGE									
55192	5/8	.6	6 7/8	17.5	4 1/4	10.8	2 1/2	6.4	12
55194	1 1/8	1.1	6 7/8	17.5	4 1/4	10.8	4	10	12



HALF LONG S/S COVER

ITEM	FITS PAN	IN	CM	PACK
CP2224L	Half Long Pans	20 7/8 x 6 3/8	53 x 16.2	12



HALF LONG S/S PANS

ITEM	CAPACITY		LENGTH		WIDTH		DEPTH		PACK
	QT	L	IN	CM	IN	CM	IN	CM	
22241L	2	2.4	20 7/8	53	6 3/8	16.2	1 1/2	3.8	12
22242L	4 1/4	4	20 7/8	53	6 3/8	16.2	2 1/2	6.4	12
22244L	6 1/3	6	20 7/8	53	6 3/8	16.2	4	10.2	6
22246L	9 1/2	9	20 7/8	53	6 3/8	16.2	6	15.2	6

www.kitchenwarehousevi.com



Steam Table Pans

These 18/8 stainless steel steam table pans are tight-fitting, so steam can't escape, lengthening safe holding times. Their reinforced edges prevent the corners from bending, they fit better in the well, and can easily be moved from freezer to oven without re-panning. Available in 22 and 24 gauge stainless steel. A variety of accessories and covers are also available. Alegacy steam table pans are NSF listed.



FULL SIZE STEAM TABLE PANS

ITEM	CAPACITY		LENGTH		WIDTH		DEPTH		PACK
	QT	L	IN	CM	IN	CM	IN	CM	
22 GAUGE									
2002STP	8 1/2	8	20 3/4	53	12 3/4	32.4	2 1/2	6.4	6
2004STP	14 1/2	13.7	20 3/4	53	12 3/4	32.4	4	10	6
2006	22	20.8	20 3/4	53	12 3/4	32.4	6	15	6
24 GAUGE									
8002	8 1/2	8	20 3/4	53	12 3/4	32.4	2 1/2	6.4	6
8004	14 1/2	13.7	20 3/4	53	12 3/4	32.4	4	10	6
8006	22	20.8	20 3/4	53	12 3/4	32.4	6	15	6

HALF SIZE STEAM TABLE PANS

ITEM	CAPACITY		LENGTH		WIDTH		DEPTH		PACK
	QT	L	IN	CM	IN	CM	IN	CM	
22 GAUGE									
2122	4 1/2	4.3	12 3/4	32.4	10 3/8	26.4	2 1/2	6.4	6
2124	7	6.6	12 3/4	32.4	10 3/8	26.4	4	10	6
2126	11	10.4	12 3/4	32.4	10 3/8	26.4	6	15	6
24 GAUGE									
8122STP	4 1/2	4.3	12 3/4	32.4	10 3/8	26.4	2 1/2	6.4	12
8124	7	6.6	12 3/4	32.4	10 3/8	26.4	4	10	6
8126	11	10.4	12 3/4	32.4	10 3/8	26.4	6	15	6

TWO-THIRDS SIZE STEAM TABLE PANS

ITEM	CAPACITY		LENGTH		WIDTH		DEPTH		PACK
	QT	L	IN	CM	IN	CM	IN	CM	
24 GAUGE									
8232	6 1/2	6.2	13 7/8	35.2	12 3/4	32.4	2 1/2	6.4	12
8234	9 1/2	9	13 7/8	35.2	12 3/4	32.4	4	10	12
8236	14 1/2	13.7	13 7/8	35.2	12 3/4	32.4	6	15	6

ONE-THIRD SIZE STEAM TABLE PANS

ITEM	CAPACITY		LENGTH		WIDTH		DEPTH		PACK
	QT	L	IN	CM	IN	CM	IN	CM	
22 GAUGE									
2132	2 1/2	2.4	12 3/4	32.4	6 7/8	17.5	2 1/2	6.4	12
2134	4 1/2	4.3	12 3/4	32.4	6 7/8	17.5	4	10	12
2136	6 5/8	6.3	12 3/4	32.4	6 7/8	17.5	6	15	12
24 GAUGE									
8132	2 1/2	2.4	12 3/4	32.4	6 7/8	17.5	2 1/2	6.4	12
8134	4 1/2	4.3	12 3/4	32.4	6 7/8	17.5	4	10	12
8136	6 5/8	6.3	12 3/4	32.4	6 7/8	17.5	6	15	12

ONE-QUARTER SIZE STEAM TABLE PANS

ITEM	CAPACITY		LENGTH		WIDTH		DEPTH		PACK
	QT	L	IN	CM	IN	CM	IN	CM	
22 GAUGE									
2142	1 7/8	1.8	10 3/8	26.4	6 3/8	16.2	2 1/2	6.4	12
2144	3	2.8	10 3/8	26.4	6 3/8	16.2	4	10	12
2146	4 1/2	4.3	10 3/8	26.4	6 3/8	16.2	6	15	12
24 GAUGE									
8142	1 7/8	1.8	10 3/8	26.4	6 3/8	16.2	2 1/2	6.4	12
8144	3	2.8	10 3/8	26.4	6 3/8	16.2	4	10	12
8146	4 1/2	4.3	10 3/8	26.4	6 3/8	16.2	6	15	12

ONE-SIXTH SIZE STEAM TABLE PANS

ITEM	CAPACITY		LENGTH		WIDTH		DEPTH		PACK
	QT	L	IN	CM	IN	CM	IN	CM	
22 GAUGE									
2162	1 3/8	1.3	6 7/8	17.5	6 3/8	16.2	2 1/2	6.4	12
2164	2	1.9	6 7/8	17.5	6 3/8	16.2	4	10	12
2166	2 3/4	2.6	6 7/8	17.5	6 3/8	16.2	6	15	12
24 GAUGE									
8162	1 3/8	1.3	6 7/8	17.5	6 3/8	16.2	2 1/2	6.4	12
8164	2	1.9	6 7/8	17.5	6 3/8	16.2	4	10	12
8166	2 3/4	2.6	6 7/8	17.5	6 3/8	16.2	6	15	12

ONE-NINTH SIZE STEAM TABLE PANS

ITEM	CAPACITY		LENGTH		WIDTH		DEPTH		PACK
	QT	L	IN	CM	IN	CM	IN	CM	
24 GAUGE									
8192	5/8	.6	6 7/8	17.5	4 1/4	10.8	2 1/2	6.4	12
8194	1 1/8	1.1	6 7/8	17.5	4 1/4	10.8	4	10	12



**24 GAUGE STANDARD COVERS
FOR STEAM TABLE PANS**

Flat, solid steam table pan covers of medium weight,
24 gauge 18/8 stainless steel.

ITEM	FITS PAN	IN	CM	PACK
CP8002	Full Size	21 x 12 7/8	53.3 x 33	12
CP8122	Half Size	12 3/4 x 10 7/16	32.4 x 26.5	12
CP8132	One-Third Size	12 3/4 x 7	32.4 x 17.8	12
CP8142	One-Fourth Size	10 7/16 x 6 7/16	26.5 x 16.3	12
CP8162	One-Sixth Size	7 x 6 7/16	17.8 x 16.3	12
CP8192	One-Ninth Size	6 15/16 x 4 3/8	17.6 x 11.1	12
CP8232	Two-Thirds Size	13 7/8 x 12 7/16	35.2 x 32.7	12

NOTCHED COVERS

CP8002NC	Full Size	21 x 12 7/8	53.3 x 33	12
CP8122NC	Half Size	12 3/4 x 10 7/16	32.4 x 26.5	12
CP8132NC	One-Third Size	12 3/4 x 7	32.4 x 17.8	12
CP8142NC	One-Fourth Size	10 7/16 x 6 7/16	26.5 x 16.3	12
CP8162NC	One-Sixth Size	7 x 6 7/16	17.8 x 16.3	12
CP8192NC	One-Ninth Size	6 15/16 x 4 3/8	17.6 x 11.1	12
CP8232NC	Two-Thirds Size	13 7/8 x 12 7/8	35.2 x 32.7	12

**25 GAUGE ECONOMY COVERS
FOR STEAM TABLE PANS**

Flat, solid steam table pan covers of medium weight,
25 gauge 18/8 stainless steel.

ITEM	FITS PAN	IN	CM	PACK
CP5002	Full Size	21 x 12 7/8	53.3 x 33	12
CP5122	Half Size	12 3/4 x 10 7/16	32.4 x 26.5	12
CP5132	One-Third Size	12 3/4 x 7	32.4 x 17.8	12
CP5142	One-Fourth Size	10 7/16 x 6 7/16	26.5 x 16.3	12
CP5162	One-Sixth Size	7 x 6 7/16	17.8 x 16.3	12
CP5192	One-Ninth Size	6 15/16 x 4 3/8	17.6 x 11.1	12
CP5232	Two-Thirds Size	13 7/8 x 12 7/16	35.2 x 32.7	12

NOTCHED COVERS

CP5002NC	Full Size	21 x 12 7/8	53.3 x 33	12
CP5122NC	Half Size	12 3/4 x 10 7/16	32.4 x 26.5	12
CP5132NC	One-Third Size	12 3/4 x 7	32.4 x 17.8	12
CP5142NC	One-Fourth Size	10 7/16 x 6 7/16	26.5 x 16.3	12
CP5162NC	One-Sixth Size	7 x 6 7/16	17.8 x 16.3	12
CP5192NC	One-Ninth Size	6 15/16 x 4 3/8	17.6 x 11.1	12
CP5232NC	Two-Thirds Size	13 7/8 x 12 7/8	35.2 x 32.7	12

**22 GAUGE STANDARD COVERS
FOR STEAM TABLE PANS**

ITEM	FITS PAN	IN	CM	PACK
CP2002	Full Size	21 x 12 7/8	53.3 x 33	12
CP2122	Half Size	12 3/4 x 10 7/16	32.4 x 26.5	12
CP2132	One-Third Size	12 3/4 x 7	32.4 x 17.8	12
CP2142	One-Fourth Size	10 7/16 x 6 7/16	26.5 x 16.3	12
CP2162	One-Sixth Size	7 x 6 7/16	17.8 x 16.3	12

NOTCHED COVERS

CP2002NC	Full Size	21 x 12 7/8	53.3 x 33	12
CP2122NC	Half Size	12 3/4 x 10 7/16	32.4 x 26.5	12
CP2132NC	One-Third Size	12 3/4 x 7	32.4 x 17.8	12
CP2142NC	One-Fourth Size	10 7/16 x 6 7/16	26.5 x 16.3	12
CP2162NC	One-Sixth Size	7 x 6 7/16	17.8 x 16.3	12

**23 GAUGE ECONOMY COVERS
FOR STEAM TABLE PANS**

ITEM	FITS PAN	IN	CM	PACK
CP7002	Full Size	21 x 12 7/8	53.3 x 33	12
CP7122	Half Size	12 3/4 x 10 7/16	32.4 x 26.5	12
CP7132	One-Third Size	12 3/4 x 7	32.4 x 17.8	12
CP7142	One-Fourth Size	10 7/16 x 6 7/16	26.5 x 16.3	12
CP7162	One-Sixth Size	7 x 6 7/16	17.8 x 16.3	12

NOTCHED COVERS

CP7002NC	Full Size	21 x 12 7/8	53.3 x 33	12
CP7122NC	Half Size	12 3/4 x 10 7/16	32.4 x 26.5	12
CP7132NC	One-Third Size	12 3/4 x 7	32.4 x 17.8	12
CP7142NC	One-Fourth Size	10 7/16 x 6 7/16	26.5 x 16.3	12
CP7162NC	One-Sixth Size	7 x 6 7/16	17.8 x 16.3	12

24 GAUGE STEAM TABLE PANS

Specialty shallow sizes to meet every need.

ITEM	CAPACITY		LENGTH		WIDTH		DEPTH		PACK
	QT	L	IN	CM	IN	CM	IN	CM	
8001	4 1/4	4	20 3/4	52.7	12 3/4	32	1 1/4	3.2	6
8121	2 1/10	2	12 5/8	32.1	10 3/8	26.4	1 1/4	3.2	6



STAINLESS STEEL ADAPTER BAR

Available in three sizes to aid in serving and division of steam table pans.

ITEM	LENGTH		HEIGHT		DEPTH		PACK
	IN	CM	IN	CM	IN	CM	
2087	6 3/4	17.1	5/8	1.6	1	2.5	1
2088	12 5/8	32.1	1/2	1.3	13/16	2.1	1
2089	20 1/4	51.4	3/4	1.9	1 1/8	2.9	1



FALSE BOTTOM

Holds foods above pan bottom for draining or maintaining food quality of items that should not stand in liquids or juices. Finger holes allow easy removal of the insert.

ITEM	LENGTH		HEIGHT		DEPTH		PACK
	IN	CM	IN	CM	IN	CM	
FB810	10 3/4	27.3	8 3/8	21.3	9/16	1.4	40
FB917	17	43.2	9	22.9	9/16	1.4	20



STANDARD PERFORATED ANTI-JAM PAN

ITEM	CAPACITY		LENGTH		WIDTH		DEPTH		PACK
	QT	L	IN	CM	IN	CM	IN	CM	
22 GAUGE									
22002P	8 1/2	8	20 3/4	52.7	12 3/4	32.4	2 1/2	6.4	6
22004P	14 1/2	13.7	20 3/4	52.7	12 3/4	32.4	4	10.2	6
22006P	22	20.8	20 3/4	52.7	12 3/4	32.4	6	15.2	6
22122P	4 1/2	4.3	12 3/4	32.4	10 3/8	26.4	2 1/2	6.4	12
22124P	7	17.8	12 3/4	32.4	10 3/8	26.4	4	10.2	6
22126P	11	27.9	12 3/4	32.4	10 3/8	26.4	6	15.2	6
24 GAUGE									
88002P	8 1/2	8	20 3/4	52.7	12 3/4	32.4	2 1/2	6.4	6
88004P	14 1/2	13.7	20 3/4	52.7	12 3/4	32.4	4	10.2	6
88006P	22	20.8	20 3/4	52.7	12 3/4	32.4	6	15.2	6
88122P	4 1/2	4.3	12 3/4	32.4	10 3/8	26.4	2 1/2	6.4	12
88124P	7	17.8	12 3/4	32.4	10 3/8	26.4	4	10.2	6
88126P	11	27.9	12 3/4	32.4	10 3/8	26.4	6	15.2	6

ECONOMY PERFORATED ANTI-JAM PAN

ITEM	CAPACITY		LENGTH		WIDTH		DEPTH		PACK
	QT	L	IN	CM	IN	CM	IN	CM	
23 GAUGE									
77002P	8 1/2	8	20 3/4	52.7	12 3/4	32.4	2 1/2	6.4	6
77004P	14 1/2	13.7	20 3/4	52.7	12 3/4	32.4	4	10.2	6
77006P	22	20.8	20 3/4	52.7	12 3/4	32.4	6	15.2	6
77122P	4 1/2	4.3	12 3/4	32.4	10 3/8	26.4	2 1/2	6.4	12
77124P	7	17.8	12 3/4	32.4	10 3/8	26.4	4	10.2	6
77126P	11	27.9	12 3/4	32.4	10 3/8	26.4	6	15.2	6
25 GAUGE									
55002P	8 1/2	8	20 3/4	52.7	12 3/4	32.4	2 1/2	6.4	6
55004P	14 1/2	13.7	20 3/4	52.7	12 3/4	32.4	4	10.2	6
55006P	22	20.8	20 3/4	52.7	12 3/4	32.4	6	15.2	6
55122P	4 1/2	4.3	12 3/4	32.4	10 3/8	26.4	2 1/2	6.4	12
55124P	7	17.8	12 3/4	32.4	10 3/8	26.4	4	10.2	6
55126P	11	27.9	12 3/4	32.4	10 3/8	26.4	6	15.2	6



FULL SIZE DIVIDED PAN

Divided pan fits in full size pan opening, serving two dishes instead of one, with no adapter bars needed. Medium weight, 24 gauge 18/8 stainless steel. Capacity of each well is 3 1/2 qt (3.3 L).


ITEM	LENGTH		WIDTH		DEPTH		PACK
	IN	CM	IN	CM	IN	CM	
8002DV	20 3/4	52.7	12 3/4	32.4	2 1/2	6.4	6

PERFORATED STEAM TABLE PANS

Ideal for steaming and draining. The medium weight, 24 gauge 18/8 stainless steel pans are available in full or half sizes.



ITEM	CAPACITY		LENGTH		WIDTH		DEPTH		PACK
	QT	L	IN	CM	IN	CM	IN	CM	
FULL SIZE									
8002P	8 1/2	8	20 3/4	52.7	12 3/4	32.4	2 1/2	6.4	6
8004P	14 1/2	13.7	20 3/4	52.7	12 3/4	32.4	4	10	6
8006P	22	20.8	20 3/4	52.7	12 3/4	32.4	6	15	6
HALF SIZE									
8122P	4 1/2	4.3	12 3/4	32.4	10 3/8	26.4	2 1/2	6.4	12
8124P	7	6.6	12 3/4	32.4	10 3/8	26.4	4	10	6
8126P	11	10.4	12 3/4	32.4	10 3/8	26.4	6	15	6



SPILLAGE PAN

For use in hot well or steam tables when a separate water pan is needed. Accepts standard size pans and can also be used for bulk storage of wet or dry food products. Made of stainless steel.

ITEM	LENGTH		WIDTH		DEPTH		PACK
	IN	CM	IN	CM	IN	CM	
SP8006	21	53.3	12 7/8	32.7	6	15.2	6



FOOTED PAN GRATES

Chrome-plated and highly polished grates keep food from sticking to the bottom of the pan. Raised grates also serve as a drain for items that should not stand in liquid or juices. Available in four sizes.

ITEM	LENGTH		WIDTH		HEIGHT		PACK
	IN	CM	IN	CM	IN	CM	
PG510	10	25.4	5	12.7	7/8	2.2	1
PG810	10	25.4	8	20.3	7/8	2.2	1
PG1018	18	45.7	10	25.4	7/8	2.2	1
PG1826	24 1/2	62.2	16 1/2	41.9	1	2.5	1

ROLL TOP COVER

Keep food pan contents warm and protected with our 18/8 stainless steel, handled cover that rolls back for easy access to food product.

ITEM	LENGTH		WIDTH		HEIGHT		PACK
	IN	CM	IN	CM	IN	CM	
RC100	21	53.3	13 3/4	34.9	12	30.4	1

www.kitchenwarehousevi.com



VEGETABLE INSETS

Mirror polished exterior, satin finish interior, and versatility too. Can be used in round steam tables or soup warmers. Stacking covers available.

ITEM	CAPACITY		FITS OPENING		SHOULDER DIAMETER		DEPTH		COVER TO FIT	INSET PACK	COVER PACK
	QT	L	IN	CM	IN	CM	IN	CM			
V105	2 3/8	2.2	5	12.5	7/8	2.2	5 3/8	14	VIC05	6	6
VI0612	4 1/8	3.9	6 1/2	16.5	7/8	2.2	7 1/2	18.1	VIC0612	6	6
VI0812	7 1/8	6.7	8 1/2	21.5	7/8	2.2	9 1/2	24.1	VIC0812	6	6
VI01012	11	10.4	10 1/2	26.5	1 1/4	3.2	11 3/8	28.9	VIC01012	6	6



BAIN MARIE POTS

The most versatile food storage and serving containers available. Take them from storage, to the stove top and off to the serving line, eliminating additional container use. Mirror polished exterior and satin finish interior add beauty to the list of practical benefits. Stacking covers are available.

ITEM	CAPACITY		FITS OPENING		SHOULDER DIAMETER		DEPTH		COVER TO FIT	POT PACK	COVER PACK
	QT	L	IN	CM	IN	CM	IN	CM			
BMP1	1 1/4	1.2	4 1/8	10.5	6 1/2	14.6	4 3/4	12	CBMP1	6	12
BMP2	2	1.9	4 7/8	12.4	6 3/4	17.1	5 1/2	14	CBMP2	6	12
BMP3	3 1/2	3.3	6 1/8	15.6	7 1/4	18.4	6 3/4	17.5	CBMP3	6	12
BMP4	4 1/4	4	6 5/8	16.8	7 1/2	19.4	7 1/8	18	CBMP4	6	12
BMP6	6	5.7	7 1/4	18.4	8 3/4	21.9	8	20	CBMP6	6	12
BMP8	8 1/4	7.8	8	20.3	9 3/4	25	8 3/4	22	CBMP8	6	12
BMP12	12	11.4	9 1/4	23.5	9 15/16	25.2	10 5/8	27	CBMP12	6	12

SOUP LADLES

Ideal handle design for hanging inside vegetable insets or bain marie pots.

ITEM	CAPACITY		HANDLE LENGTH		
	OZ	ML	IN	CM	PACK
9944L	4	118.3	13	33	12
9946L	6	177.9	14	35.6	12
9948L	8	236.5	14	35.6	12



www.kitchenwarehousevi.com